

# STATIC QUESTIONNAIRE

SBH is pleased to help with site specific engineering. Please contact us. Once we have all the necessary information, we will supply you with a calculation outline for inspection and approval for further processing. Our engineers will supply you with testable or tested site specific engineering for your construction project.

## Checklist

### CONTACT DETAILS

Company.....	<input type="checkbox"/> Implementation	<input type="checkbox"/> Tendering/Planning
Contact person.....	Email .....	
Street address.....	Mobile .....	
Town/city, postcode and country.....	Telephone.....	

### CONSTRUCTION PROJECT

Construction project/cost centre..... / .....

Pipe internal diameter, length, material..... Structure (L, W, H).....

### DOCUMENTS

Please submit documents 1) and 2) by email, together with the checklist:

1) Ground surveys (geotechnics) <input type="checkbox"/>	2) Site plans, sections, details <input type="checkbox"/>
Submission to a test engineer required. <input type="checkbox"/>	The static is required by..... <input type="checkbox"/>

### DETAILS OF LOAD EFFECTS

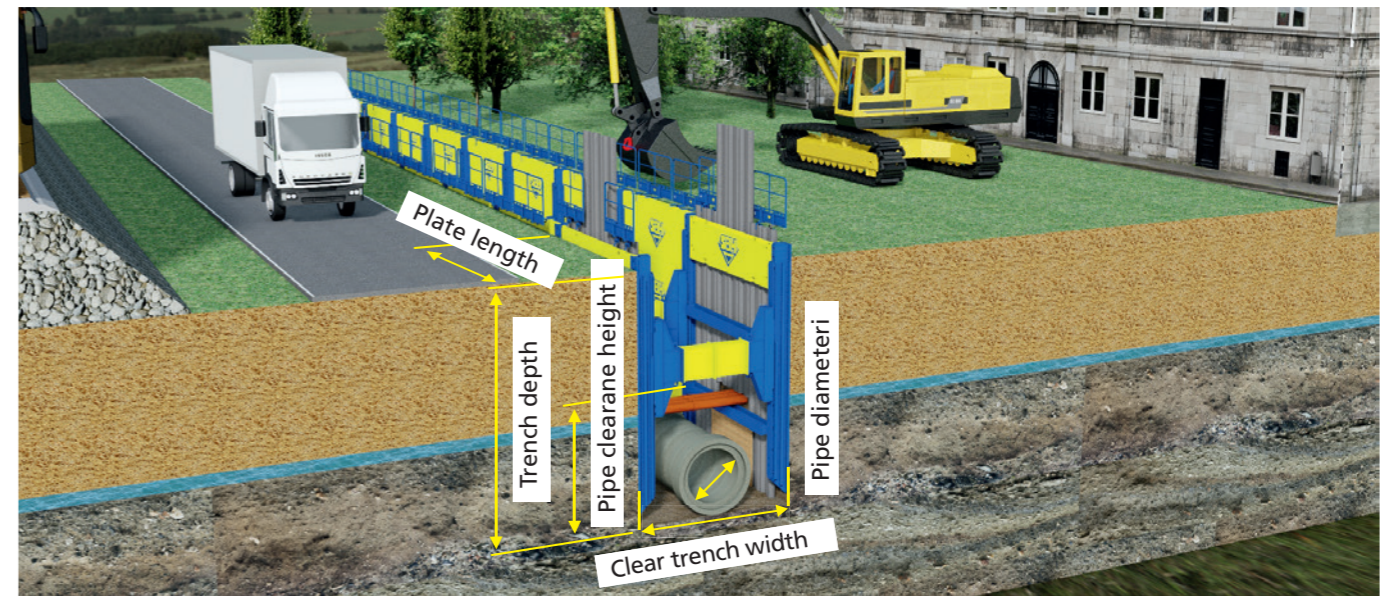
Existing building development <input type="checkbox"/>	Existing slopes <input type="checkbox"/>	Use of mobile crane <input type="checkbox"/>
Existing road <input type="checkbox"/>	Existing railway line <input type="checkbox"/>	Pipe jacking <input type="checkbox"/>













### DETAILS OF SHORING AND CONSTRUCTION MACHINERY

Shoring system/Series.....	Available <input type="checkbox"/>	Hire <input type="checkbox"/>	Buy <input type="checkbox"/>
Max trench depth.....	Permissible total excavator weight .....		
Clear working width.....	Excavator only works on face sides <input type="checkbox"/>		
Shoring plates (length).....	Supply lines crossing <input type="checkbox"/>		
Max pipe clearance height.....	Lowering of groundwater <input type="checkbox"/>		
Miscellaneous.....			

Please fill out the static questionnaire and if required tick the static questionnaire illustration and send to [info@sbh-shoring.com](mailto:info@sbh-shoring.com) or fax to +49(0)2452/9104-51. A member of the SBH team will contact you shortly. There is a charge for this service.

# STATIC QUESTIONNAIRE-ILLUSTRATION



<b>LIGHTWEIGHT SHORING 100 SERIES</b>  <input type="checkbox"/>	<b>LIGHT BOX 300 SERIES</b>  <input type="checkbox"/>	<b>STANDARD BOX 600 SERIES</b>  <input type="checkbox"/>
<b>PILE CHAMBER SHORING 400 SERIES</b>  <input type="checkbox"/>	<b>ROLLING STRUT BOX 780 SERIES</b>  <input type="checkbox"/>	<b>STANDARD BOX 600 SERIES TRANSFORMATION PROFILE</b>  <input type="checkbox"/>
<b>790 SERIES SINGLE SLIDE RAIL</b> Rail L = 3.50 m  <input type="checkbox"/>	<b>750 SERIES DOUBLE SLIDE RAIL</b> Rail L = 4.50 m; 5.50 m  <input type="checkbox"/>	<b>750 SERIES MEGA DOUBLE SLIDE RAIL</b> Rail L = 6.50 m; 7.50 m  <input type="checkbox"/>
<b>PIT SHORING</b>  <input type="checkbox"/>	<b>TRENCH SHORING</b>  <input type="checkbox"/>	<b>TRENCH CLOSURE SHORING</b>  <input type="checkbox"/>